© COPYRIGHT NORSE GROUP LTD.2017

Ground floor Plan 1:100

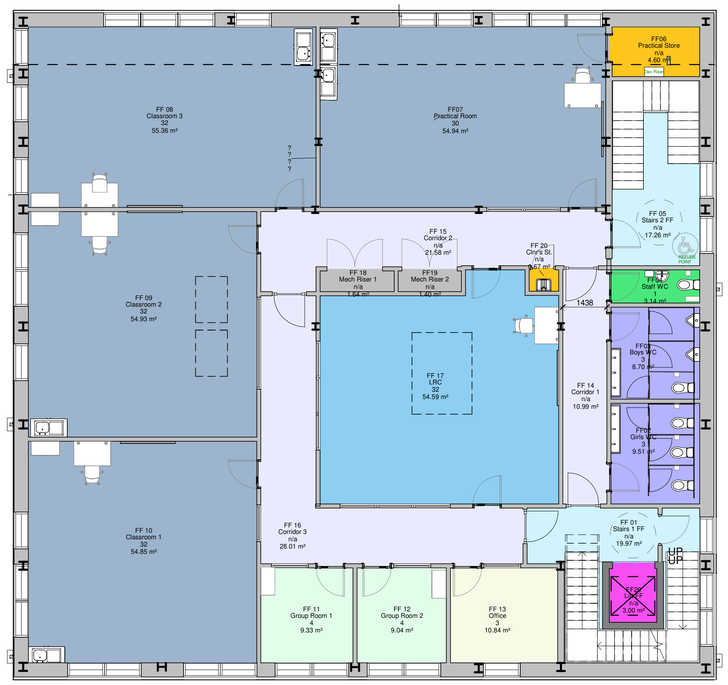

First floor Plan 1:100

Room Schedule				
Number	Level	Name	Occupancy	Area
FF02	FFL 01	Girls WC	3	9.51 m²
FF03	FFL 01	Boys WC	3	8.70 m²
FF04	FFL 01	Staff WC	1	3.14 m²
FF06	FFL 01	Practical Store	n/a	4.60 m²
FF07	FFL 01	Practical Room	30	54.94 m²
FF19	FFL 01	Mech Riser 2	n/a	1.40 m²
FF20	FFL 01	Lift FF	n/a	3.00 m²
FF 01	FFL 01	Stairs 1 FF	n/a	19.97 m²
FF 05	FFL 01	Stairs 2 FF	n/a	17.26 m²
FF 08	FFL 01	Classroom 3	32	55.36 m²
FF 09	FFL 01	Classroom 2	32	54.93 m²
FF 10	FFL 01	Classroom 1	32	54.85 m²
FF 11	FFL 01	Group Room 1	4	9.33 m²
FF 12	FFL 01	Group Room 2	4	9.04 m²
FF 13	FFL 01	Office	3	10.84 m²
FF 14	FFL 01	Corridor 1	n/a	10.99 m²
FF 15	FFL 01	Corridor 2	n/a	21.58 m²
FF 16	FFL 01	Corridor 3	n/a	28.01 m²
FF 17	FFL 01	LRC	32	54.59 m²
FF 18	FFL 01	Mech Riser 1	n/a	1.64 m²
FF 20	FFL 01	Clnr's St.	n/a	0.67 m²
GF01	FFL 00	Dining Hall	280	215.74 m²
GF02	FFL 00	Stairs 01	n/a	11.97 m²
GF03	FFL 00	Store 2	n/a	4.98 m²
GF04	FFL 00	Elec. Cpd	n/a	3.97 m²
GF05	FFL 00	Stairs 2	n/a	14.22 m²
GF06	FFL 00	Store	n/a	3.67 m²
GF07	FFL 00	Acc WC	1	3.82 m²
GF08	FFL 00	Boys WC	3	7.84 m²
GF09	FFL 00	Girls WC	3	7.84 m²
GF10	FFL 00	Corridor 1	n/a	8.32 m²
GF11	FFL 00	Mech Plant Room 2	n/a	4.79 m²
GF12	FFL 00	Hygiene Room	1	8.96 m²
GF13	FFL 00	Clnr's St.	n/a	1.87 m²
GF14	FFL 00	Store 1	n/a	9.66 m²
GF15	FFL 00	Kitchen	4	74.42 m²
GF16	FFL 00	Office	1	2.87 m²
GF17	FFL 00	WC	1	2.13 m²
GF18	FFL 00	WC Lobby	n/a	1.14 m²
GF19	FFL 00	Dry St	n/a	6.07 m²
GF20	FFL 00	Lift GF	n/a	3.01 m²
R01	Parapet	Staircase 1 Roof	n/a	22.89 m²
R02	Parapet	ICT Server Room	n/a	9.49 m²
R03	Parapet	Enclosed Mech Plant Room	n/a	20.97 m²

Room Schedule

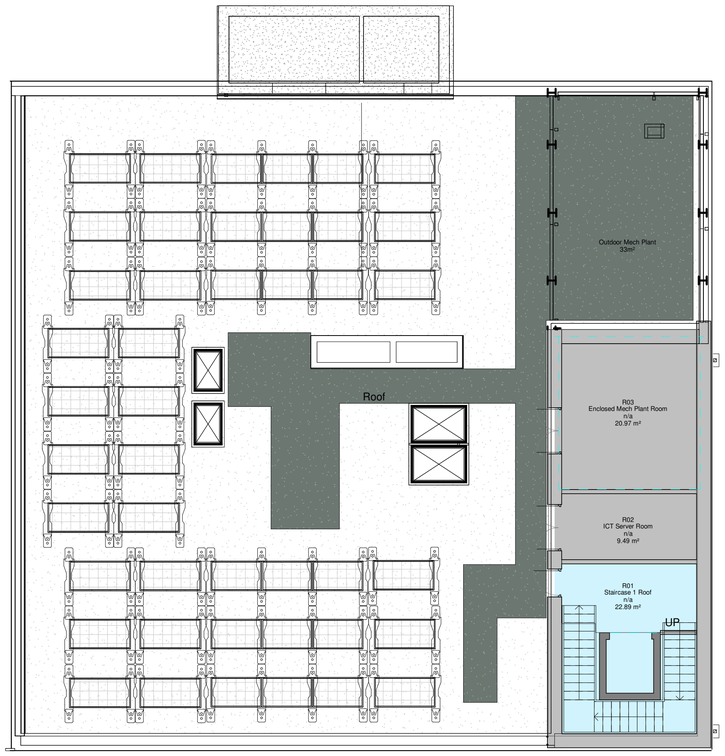

Roof and plan room layouts Plan 1:100

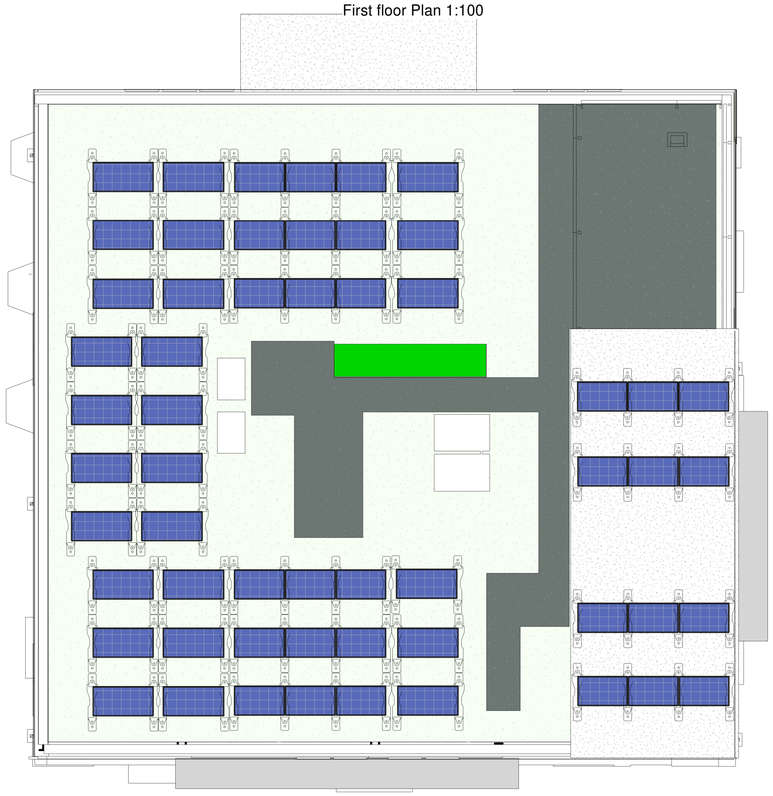

Roof Plan 1:100

ORIGINAL SHEET SIZE A1

0m 1m 5m

1:100

THIS DRAWING IS PRODUCED FOR USE IN THIS PROJECT ONLY AND MAY NOT BE USED FOR ANY OTHER PURPOSE. THE ORIGINATOR ACCEPT NO LIABILITY FOR THE USE OF THIS DRAWING OTHER THAN THE PURPOSE FOR WHICH IT WAS INTENDED IN CONNECTION WITH THIS PROJECT AS RECORDED IN THE 'PURPOSE FOR ISSUE' AND 'FILE STATUS CODE'.

THIS DRAWING MAY NOT BE REPRODUCED IN ANY FORM WITHOUT PRIOR WRITTEN AGREEMENT.

© CROWN COPYRIGHT AND DATABASE RIGHTS 2019 ORDNANCE SURVEY LICENCE NUMBER 100019340.

KEY PLAN

NOTES

Rev	Description	Date	Drawn	Chkd /Appd
P02	Planning	18.6.25	RA	DA/TA
P01	ba gridline moved, ceilings amended	29.4.25		

EVOLVE
A PARTNERSHIP BETWEEN
WALTHAM FOREST COUNCIL AND NORSE CONSULTING

Evolve Norse Ltd.
280 Fifers Lane, Norwich, NR6 6EQ
Tel:01603 894100; **web**:www.nps.co.uk

CLIENT
LBWF

PROJECT
Yardley PS 1FE Expansion, Hawkwood Crescent, E4 7PH

TITLE
Proposed GA Plans

SCALE	DISCIPLINE	PROJECT NUMBER
1 : 100	ARCH	116612

DRAWING NUMBER	REV CODE
EVO-XX-ZZ-DR-A-041	P02

STATUS CODE	PURPOSE OF ISSUE	Drawn by	Approved by
S2	Planning	DA	RA
		Checked by TN	

© COPYRIGHT NORSE GROUP LTD.2017