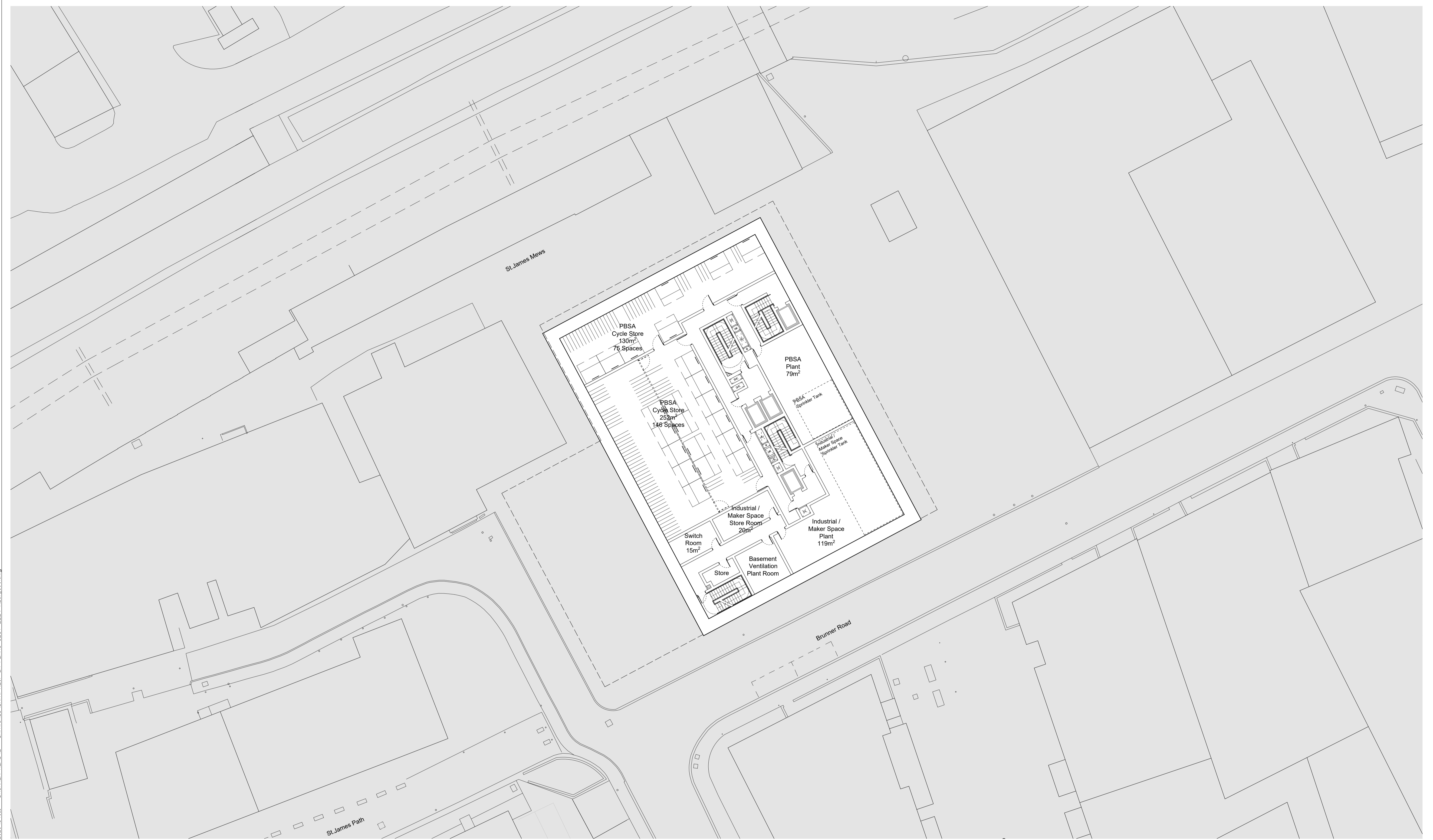
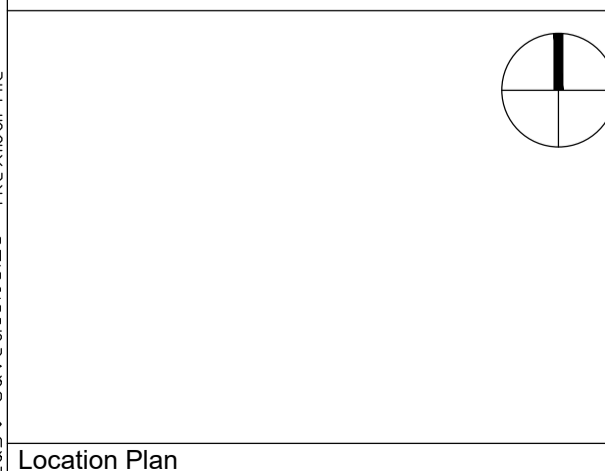


Location: S:\2020\34011 - BRUNNER ROAD\2 - DRAWINGS\IRAM\VED EA PLANS SECT ELEV\VED\_059.dwg  
Last Saved: 18.02.25 Alex Burnie

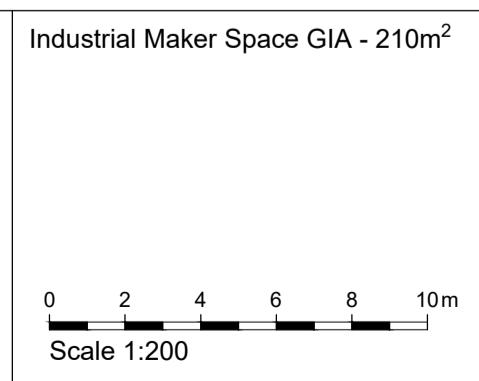


**-01 Proposed Basement Floor Plan**  
Scale - 1:200



P04 Planning Submission Amendment 03 BS9991 and Roof Plant  
P03 Planning Submission Amendment 02  
P02 Planning Submission Amendment  
P01 Planning Submission  
Rev. Des.

AGB 21.03.25 TNT  
DKF 18.12.24 AGB  
AZK 30.07.24 AGB  
AZK 19.01.24 AGB  
By Date Ch.



Contractor must verify all dimensions on site before commencing any work or shop drawings. If this drawing exceeds the quantities taken in any way the Architects are to be informed before the work is initiated. Only figured dimensions to be taken from this drawing. Do not scale off this drawing. Drawings based on Ordnance Survey and / or existing record drawings - design and drawing content subject to Site Survey, Structural Survey, Site Investigations, Planning and Statutory Requirements and Approvals. Authorised reproduction from Ordnance Survey Map with permission of the Controller of Her Majesty's Stationery Office. Crown Copyright reserved. © careyjoneschapmantolcher (Studio South) Ltd. All Rights Reserved

A1 Client:

Project: Brunner Road  
Title: Proposed Basement Floor Plan  
Scale: 1:200 @A1  
Date: 18.12.24  
Drawing No: (20)\_099

Job No. 34011	<b>Carey Jones Chapman Tolcher</b>
Status: DKF	
Drawn By: DKF	Studio 104, 338 Goswell Road London EC1V 7LQ Tel +44(0)20 7269 9400
Checked By: AGB	
Revision: P04	Studio 2, 56 Wellington Street Leeds LS1 2EE Tel +44(0)113 224 5000

www.cjctstudios.com

**PLANNING**