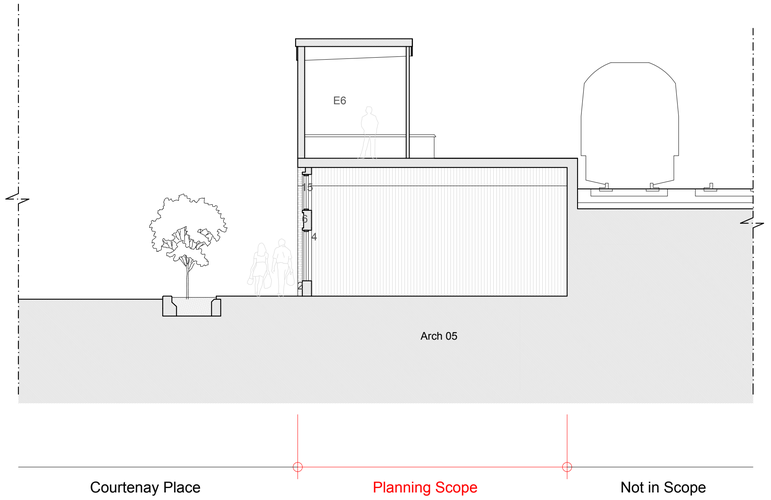

01 Proposed Section AA

1:100 @ A1



02 Proposed Section BB

1:100 @ A1

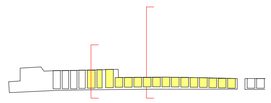

Estimated dimensions only subject to detail site survey

Key:

1. Metal channel shadow gap; finish in PPC mid grey
2. Brick wall stallriser; finish in mid green render
3. Clear shopfront glazing
4. Shopfront timber frame; finish in painted mid green and rust orange
5. Shopfront timber door with glazed central panel, long-pull handles, letter box and angled timber door sweep; finish in painted mid green, pull handles in satin stainless steel.
6. Signage zone timber panel; finish in painted rust orange.
7. Wedge-shaped folded metal canopy hood above door; finish in PPC rust orange
8. Removable frameless metal louvres with square edged blades as per tenant fit-out; finish in PPC rust orange
9. Feature lighting
10. Metal cladding; panel and outer frame finish in PPC mid green
11. Metal cladding; panel and outer frame finish in PPC rust orange
12. Metal doors with bottom rail and long pull handles; metal and rail finish in PPC mid green; pull handles in satin stainless steel
13. Frameless metal louvres with square edged blades; finish in PPC rust orange
14. Projecting signage in rust orange
15. Removable glass panel for metal louvres replacement as per tenant fit-out

E1. Existing viaduct brickwork
E2. Existing brickwork façade
E3. Existing pebble facade
E4. Existing landbank and fencing
E5. Existing low brick wall
E6. Existing station platform

Public Realm works shown are indicative and subject to change

1:100 4m 10m

REV	DRAWN BY	DATE	REVISION
A	FR	Sep 24	Update to Public Realm works

EXTENDED STUDIO

www.extendedstudio.com | studio@extendedstudio.com

Written dimensions on drawings shall have authority over scaled. Contractors and manufacturers shall verify and be responsible for all conditions on the job site. Any variation from drawings are to be reported to the designer/studio responsible for this drawing prior to commencing work. The designer responsible shall approve all production and detail drawings relating to this drawing. The specifications here relate solely to matters of appearance. This studio is not qualified to determine matters of safety, structural appropriateness or compliance with building regulations or compliance with various government codes. Any drawing that appears to specify construction methods should be considered as schematic only.

The ideas laid down within this drawing shall remain the intellectual property of Extended Studio and shall not be transferred to any other party without the written consent of Extended Studio.

This drawing is not to be reproduced without written permission. Drawings are susceptible to alteration, neither the designer, the studio nor any of its affiliates shall be liable for this drawing if altered, changed or falsified.

PROJECT
1125 - SJQ Arches

CLIENT
LBWF

PROJECT STAGE
RIBA Stage 3 - For Planning

DRAWING TITLE
Proposed Sections AA + BB

DRAWING NUMBER **A 1125 400** | REV **A**

CREATION DATE	DRAWN	CHECKED	FORMAT	SCALE
Sept 2024	FR	MC	A1	1:100