



**Waltham Forest**

# **The future of the Markhouse Centre**

Tell us what you think



**Easy  
Read**

# Easy Read



This is an Easy Read version of another document. It may not include all of the information from that document, but it will tell you about the important parts.



This Easy Read booklet uses easier words and pictures. Some people may still want help to read it.



Some words are in **bold** - this means the writing is thicker and darker. These are important words in the booklet.



Sometimes if a bold word is hard to understand, we will explain what it means.



[Blue and underlined](#) words show links to websites and email addresses. You can click on these links on a computer.

# What is in this survey

About this survey .....	4
Have your say .....	5
Questions for you to answer .....	8
Questions for people who use the Markhouse Centre.....	12
Questions about you .....	18


# About this survey



This is a survey from the London Borough of Waltham Forest, also known as the Council.



We are asking what you think about our plan to close the Markhouse Centre.



The Markhouse Centre provides **day opportunities** for people with learning disabilities.

**Day opportunities** are activities and services that people can take part in.




It is important for us to find out what you think about our plans for the Markhouse Centre.



If you would like this survey in a different way, please email:  
[MarkhouseCentreConsultation@walthamforest.gov.uk](mailto:MarkhouseCentreConsultation@walthamforest.gov.uk)

# Have your say



We would like to hear from people who live in Waltham Forest, including people who use the Markhouse Centre.



What you tell us will help us to make a decision about whether to close the Markhouse Centre.



Please fill in and send back this survey by 9.00am on Monday 19 August 2024.



You can send this back to us by post:

The Markhouse Centre  
Consultation  
Fellowship Square  
Waltham Forest Town Hall  
Forest Road  
E17 3EQ

The Council would like to know what you think about:



- Closing the Markhouse Centre.



- Other ideas you have for what we should do with the Markhouse Centre.

If you use the centre, we would like to know:



- What you might be most worried about if the Markhouse Centre closed.



- The most important thing you would look for in day opportunities, like where it is or the kinds of activities it has.

# Keeping your information safe



We will keep all of the information you give us safe and private.



Your personal information will not be shared with anyone else unless you say it can be shared.



By filling in the questions about you, you are saying that we can:

- Keep this information.



- Use it for the work we need to do.



Nobody will know that your answers came from you - this is called being **anonymous**.

# Questions for you to answer



**Question 1:** To help us understand more about you, please tell us which of these things apply to you.

*Please tick all that apply to you.*

- I am a person who uses the Markhouse Centre.
  
- I am a person who uses services for learning disabilities in another place.
  
- I am someone who does not use day opportunities but might use one in the future.
  
- I am a parent or carer of someone who uses the Markhouse Centre.

*There are more answers on the next page.*



I care for someone who does not use day opportunities but might use one in the future.

I work for an organisation, please tell us the name here:

I live in Waltham Forest.

I work for Waltham Forest council in the Learning Disability Service.

I work for Waltham Forest council in another service or team.

I work for a provider of learning disability services.

*There are more answers on the next page.*

- I work for a voluntary or community organisation.
- I am a councillor for Waltham Forest.
- I am a councillor for another London borough.
- Other - please tell us:



**Question 2:** How much do agree with the council's plan to close the Markhouse Centre?

I agree a lot


I agree

Neither agree or disagree

I disagree

I disagree a lot

I do not know



**Question 3:** Please tell us why you chose your answer to question 2.


# Questions for people who use the Markhouse Centre



If you or a person you care for uses the Markhouse Centre, please answer these questions.

**Page 17**

If you or a person you care for do not use the Markhouse Centre, please go to Question 8 on page 17.



**Question 4:** How long have you or the person you care for used the Markhouse Centre?

- 0 to 12 months
- 1 to 2 years
- 3 to 4 years
- 5 years or more



**Question 5:** How do you get to the Markhouse Centre?

*Please tick the box that you use the most.*

- I use transport that is provided by the Centre.
- A family member or carer drops me off.
- I get there on my own.
- Other - please tell us:

**Question 6:** Please tell us about:



- Anything that worries you about the Markhouse Centre closing.



- How you or the person you care for might be affected by the Centre closing.

A large, empty rectangular area with rounded corners and a thin green border, intended for the respondent to provide their answers to the questions listed above.



**Question 7:** If the Markhouse Centre closed, what would be the most important thing you would look for in a different centre?

Think about everything that matters to you, like:



- Where it is.



- Meeting and talking to people.



- Chances to do activities in the local area.



- The kinds of activities the centre has.



You could also tell us anything else that is important to you.


A large, empty rounded rectangular box with a thin green border, intended for the user to write their response.



**Question 8:** Is there anything else you would like to tell us about:



- The plan to close the Markhouse Centre?



- Any ideas you have for what we should do with the Markhouse Centre?

A large, empty rectangular box with rounded corners and a green border, intended for providing answers to the questions.

# Questions about you



Please answer these questions about you to help us make sure we are hearing from different groups of people.



We will follow the law about keeping your information safe and private.



**Question 9:** Which area of Waltham Forest do you live in?

- North - including Chingford, Highams Park, North Chingford, Chingford Hatch, Chingford Mount
- Central - including Walthamstow, Blackhorse Lane, Walthamstow Village, Wood Street, Higham Hill, St James Street, Markhouse Village
- South - including Leyton, Leytonstone, Lea Bridge, Bakers Arms, Low Hall, Whipps Cross
- I do not know
- I do not live in Waltham Forest




**Question 10:** What is your sex?

*Please tick one box only.*

Female

Male

I do not want to say



**Question 11:** Is your gender the same as the one you were given at birth?

*Please tick one box only.*

Yes

No

I do not want to say



**Question 13:** What is your age?

*Please tick one box only.*

16 to 24

25 to 34

35 to 44

45 to 54

55 to 64

65 to 74

75 or over

I do not want to say



**Question 13: What is your ethnic group or background?**

Your **ethnic group or background** is your race and the country that your family comes from.

*Please tick one box only.*



**White**

- English, Welsh, Scottish, Northern Irish or British
- Irish
- Gypsy or Irish Traveller
- Roma
- Central or Eastern European
- Any other White background



### **Mixed or more than one ethnic group**

- White and Black Caribbean
- White and Black African
- White and Asian
- Any other mixed background



### **Asian or Asian British**

- Indian
- Pakistani
- Bangladeshi
- Chinese
- Any other Asian background



### **Black, Black British, Caribbean or African**

- Caribbean
- African
- Any other Black, Black British, African, or Caribbean background



### **Other ethnic groups**

- Arab
- Other ethnic group
  
- I do not want to say





**Question 15:** What is your religion or belief?

*Please tick one box only.*



No religion



Buddhist



Christian



Hindu



Jewish



Muslim

Sikh

Other religion

I do not want to say




**Question 16:** Do you have any health conditions or illnesses that have lasted 12 months or more?

This is not to do with your disability.

*Please tick one box only.*

- Yes, and they affect what I can do in my daily life a lot
- Yes, and they affect what I can do in my daily life a little
- Yes, but they do not affect what I can do in my daily life at all
- No
- I do not want to say



**Question 17:** What is your **sexual orientation** - this is who you are attracted to.

- Bisexual - you are attracted to more than 1 gender
- Gay or Lesbian - you are attracted to people of the same gender as you
- Straight or Heterosexual - you are attracted to people of a different gender to you
- Other sexual orientation
- I do not want to say