



+36.860 Existing Level


+38.150 Proposed Level


PAVING & KERBS

 High Quality Public Realm Paving
To entrance pathway


 High Quality Concrete Block Paving
To private terraces


 High Quality Concrete Block Paving
To western communal landscape

 Bound Gravel Surfacing
To western and southern communal landscape


 Decorative Pebble Margins
To some courtyard facades, as a defensible margin to private apartment windows

FURNITURE, STORAGE & PLAY EQUIPMENT


 Low Metal Railings
1.2m height to private terraces, polyester powder coated and with vertical finials to prevent climbing


 Cycle Store with Green Roof
Secure storage for 26 no. semi-vertical bike spaces

 Bike Stands
3 no. M-shaped stands for 6 no. visitor bikes


 Seating
Timber top bench seating

 Picnic Benches
Timber picnic benches

 Natural Play Features and Trim Trail
Such as stepping logs, fallen tree trunks, boulders and stepping stones

 Habitat Stations
Such as bird boxes, beetle loggeries, bumblebee nest boxes and hedgehog boxes

 Timber Fencing
2.1m height timber fence to boundary, with 30cm lightweight trellis top to discourage climbing

 Metal Railings
2.1 m height attractive polyester-powder coated railing to the southern boundary, with vertical finials to discourage climbing

