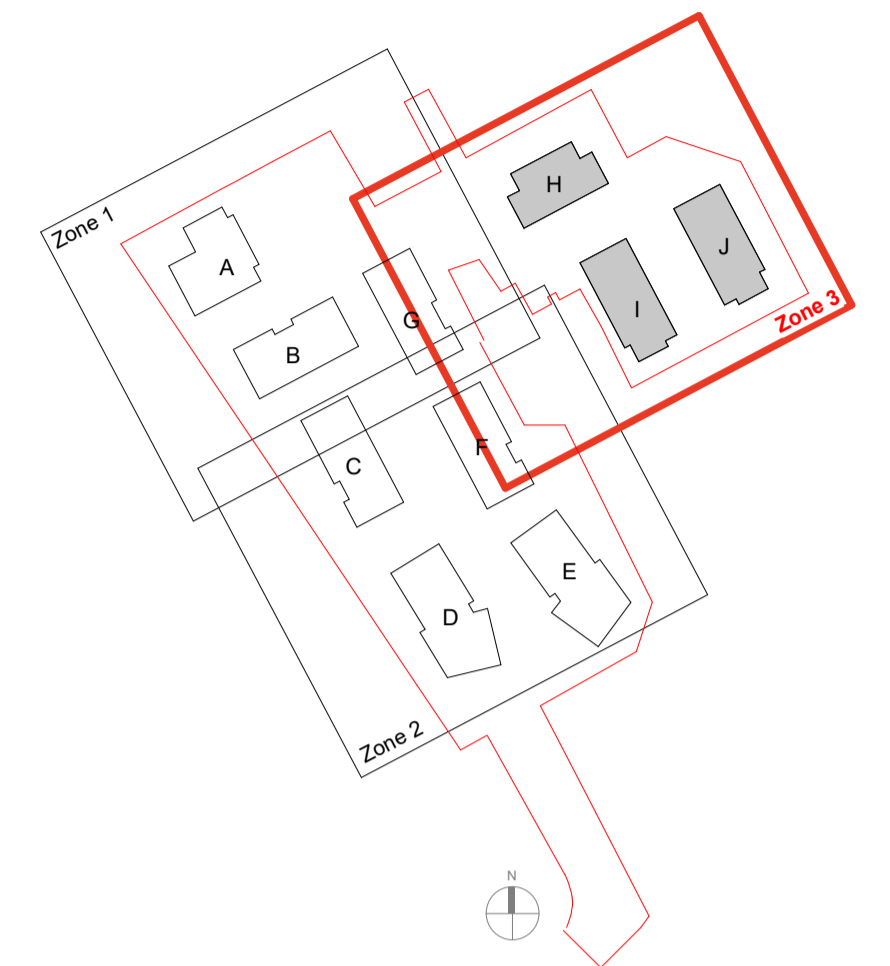
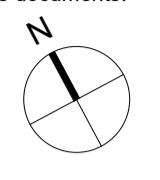
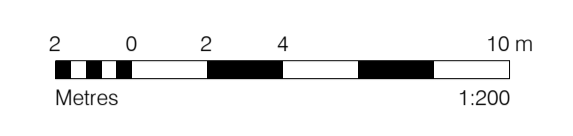


GENERAL NOTES:
 This drawing is © 2023 PTE architects.
 Use figured dimensions only.
 All dimensions are in millimetres unless noted otherwise.
 This drawing must be read in conjunction with all other relevant drawings and specifications from the Architect and other consultants.
 If in doubt, ask.

SETTING OUT NOTES:
 All setting out to be confirmed on site prior to construction - any discrepancy must be immediately reported to the Architect.
 All partitions set out to studwork or structure.
 For setting out and specification of M&E services refer to M&E Consultants documents.
 For setting out and specification of structure refer to Structural Engineer's documents.



FOR BLOCK G
 REFER TO DRAWING
 Z1-00-DR-A-10-100

FOR BLOCK F
 REFER TO DRAWING
 Z2-00-DR-A-10-100

PRESSURE
 REDUCTION STATION

KEY

- Private Sale
- Shared Ownership
- Affordable
- Commercial
- Application Boundary

P4	18.04.24	Landscape Updated	NS	PD
P3	02.02.24	Health Centre added	TR	NS
P2	14.11.23	Rooms and flat areas added (Planning Submission)	TR	MM
P1	31.10.23	First Issue (Planning Submission)	TR	MM
rev.	date	description	drawn	checked

A3 - PLANNING

Diespeker Wharf
 38 Graham Street
 London N1 8JX
 020 7336 7777
 forename.surname@ptea.co.uk
 @ptearchitects
 www.pollardthomasedwards.co.uk



project	job number	drawn	scale	date created
Lea Bridge Gasworks	19-011	TR	As indicated@A1	Oct23
drawing title	drawing number	submittal	revision	
Zone 3 - Buildings H, I & J Ground Floor	W406- POL02- Z3-00-DR-A-10-100	A3	P4	