

FOR BLOCK G  
REFER TO DRAWING  
Z1-ZZ-DR-A-10-111

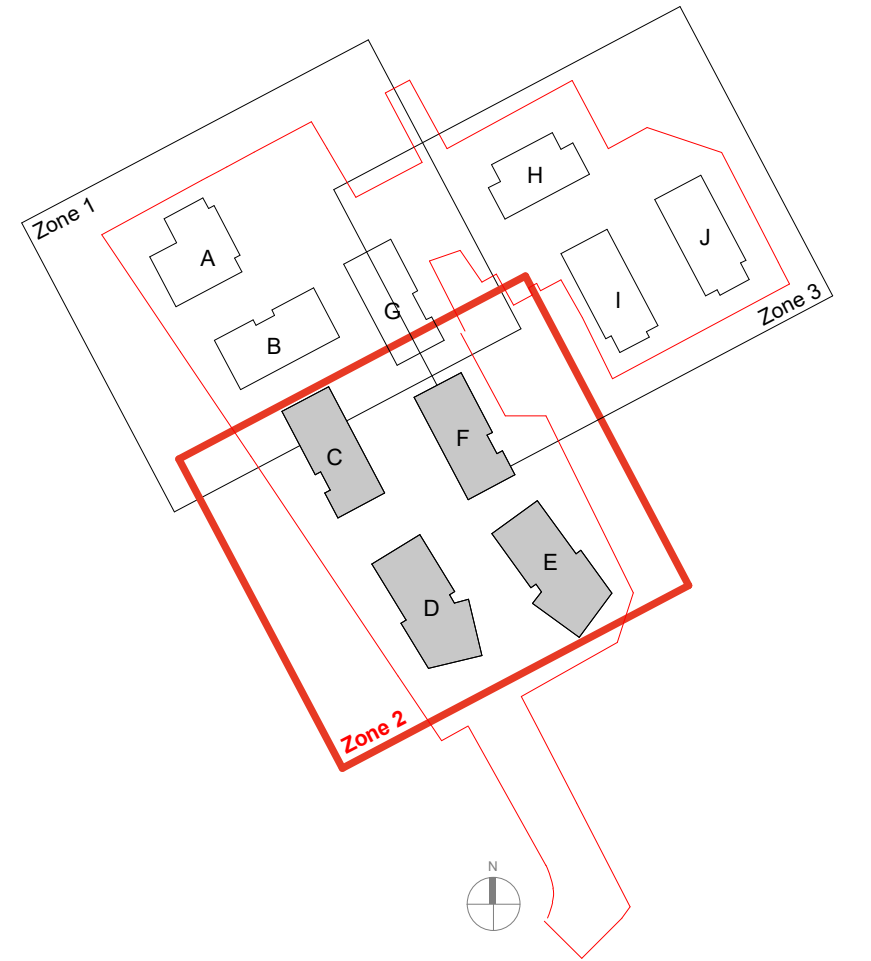
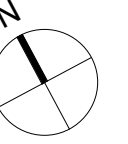
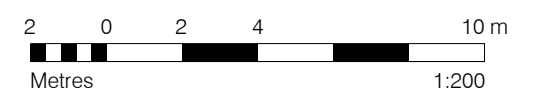
**GENERAL NOTES:**  
All setting out to be confirmed on site prior to construction - any discrepancy must be immediately reported to the Architect.  
Use figured dimensions only.  
All dimensions are in millimetres unless noted otherwise.

**SETTING OUT NOTES:**  
All setting out to be confirmed on site prior to construction - any discrepancy must be immediately reported to the Architect.  
All partitions set out to studwork or structure.

This drawing must be read in conjunction with all other relevant drawings and specifications from the Architect and other consultants.  
If in doubt, ask.

For setting out and specification of M&E services refer to M&E Consultants documents.

For setting out and specification of structure refer to Structural Engineer's documents.



**KEY**

- Private Sale
- Shared Ownership
- Affordable
- Commercial
- Application Boundary



rev.	date	description	drawn	checked
P4	18.04.24	Landscape Updated	NS	PD
P3	02.02.24	Health Centre added	TR	NS
P2	14.11.23	Rooms and flat areas added (Planning Submission)	TR	MM
P1	31.10.23	First Issue (Planning Submission)	TR	MM

**A3 - PLANNING**

Diespeker Wharf  
38 Graham Street  
London N1 8JX  
020 7336 7777  
forename.surname@ptea.co.uk  
@ptearchitects  
www.pollardthomaswards.co.uk

**Pollard  
Thomas  
Edwards**

project	job number	drawn	scale	date created
Lea Bridge Gasworks	19-011	TR	As indicated@A1	Oct23

drawing title	drawing number	submittal	revision
<b>Zone 2 - Buildings C, D, E &amp; F Tweelfth Floor</b>	W406- POL02- Z2-12-DR-A-10-112	A3	P4