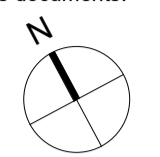
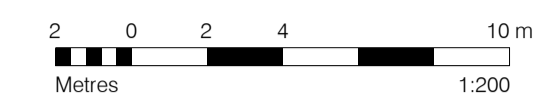


GENERAL NOTES:
 This drawing is © 2023 PTE architects.
 Use figured dimensions only.
 All dimensions are in millimetres unless noted otherwise.
 This drawing must be read in conjunction with all other relevant drawings and specifications from the Architect and other consultants.
 If in doubt, ask.

SETTING OUT NOTES:
 All setting out to be confirmed on site prior to construction - any discrepancy must be immediately reported to the Architect.
 All partitions set out to studwork or structure.
 For setting out and specification of M&E services refer to M&E Consultants documents.
 For setting out and specification of structure refer to Structural Engineer's documents.



KEY

- Private Sale
- Shared Ownership
- Affordable
- Commercial
- Application Boundary




FOR BLOCK C
 REFER TO DRAWING
 Z2-00-DR-A-10-100

| rev. | date | description | drawn | checked |
|------|----------|--|-------|---------|
| P4 | 18.04.24 | Landscape Updated | NS | PD |
| P3 | 02.02.24 | Health Centre added | TR | NS |
| P2 | 14.11.23 | Rooms and flat areas added (Planning Submission) | TR | MM |
| P1 | 31.10.23 | First Issue (Planning Submission) | TR | MM |

A3 - PLANNING

Diespeker Wharf
 38 Graham Street
 London N1 8JX
 020 7336 7777
 forename.surname@ptea.co.uk
 @ptearchitects
 www.pollardthomasedwards.co.uk



| project | job number | drawn | scale | date created |
|---------------------|------------|-------|-----------------|--------------|
| Lea Bridge Gasworks | 19-011 | TR | As indicated@A1 | Oct23 |

| drawing title | drawing number | submittal | revision |
|--|--------------------------------|-----------|----------|
| Zone 1 - Buildings A, B & G Ground Floor | W406- POL02- Z1-00-DR-A-10-100 | A3 | P4 |