


## **Appendix D – Complete set TVP crime and disorder data**

<u>All Crime Excluding Fraud</u> .....	2
<u>All crime counts by Local Authority</u> .....	2
<u>Rate per 1,000 by Local Authority</u> .....	3
<u>% change by Local Authority</u> .....	3
<u>Positive outcomes by Local Authority</u> .....	4
<u>Domestic Crime</u> .....	5
<u>Domestic crime by Local Authority</u> .....	5
<u>Rate per 1,000 by Local Authority</u> .....	6
<u>% change by Local Authority</u> .....	6
<u>Positive outcomes by Local Authority</u> .....	7
<u>ASB</u> .....	8
<u>ASB by local authority</u> .....	8
<u>ASB rate per 1,000 by Local Authority</u> .....	9
<u>ASB % change by Local Authority</u> .....	9
<u>Violence Against the Person</u> .....	10
<u>VAP by local authority</u> .....	10
<u>VAP rate per 1,000 by Local Authority</u> .....	10
<u>VAP % change by Local Authority</u> .....	11
<u>VAP Positive outcomes by Local Authority</u> .....	11
<u>Slough Only</u> .....	13
<u>All crime excl. fraud &amp; victim-based crime</u> .....	13
<u>Violence against the person, subcategories (Slough)</u> .....	14
<u>Crime type - rate by 1,000 people</u> .....	15
<u>Positive outcomes (Slough)</u> .....	15

## All Crime Excluding Fraud

All Crime (excluding Fraud)	Finally Recorded Crimes (Jan to Dec)				Crimes per 1000 Population
	2025	2024	2023	2024 compared to 2025, % Change	2025
<b>Slough</b>	14,483	14,905	16,191	-2.8%	91
Bracknell Forest	6,928	7,643	7,807	-9.4%	55
Buckinghamshire	31,107	32,112	32,808	-3.1%	56
Milton Keynes	26,774	26,999	26,844	-0.8%	92
Oxfordshire	45,722	46,857	47,322	-2.4%	62
Reading	17,540	17,626	18,278	-0.5%	100
West Berkshire	9,241	9,359	9,540	-1.3%	57
Windsor and Maidenhead	9,273	9,561	9,588	-3.0%	60
Wokingham	7,585	7,516	8,467	<b>0.9%</b>	42

## All crime counts by Local Authority



## Rate per 1,000 by Local Authority



## % change by Local Authority

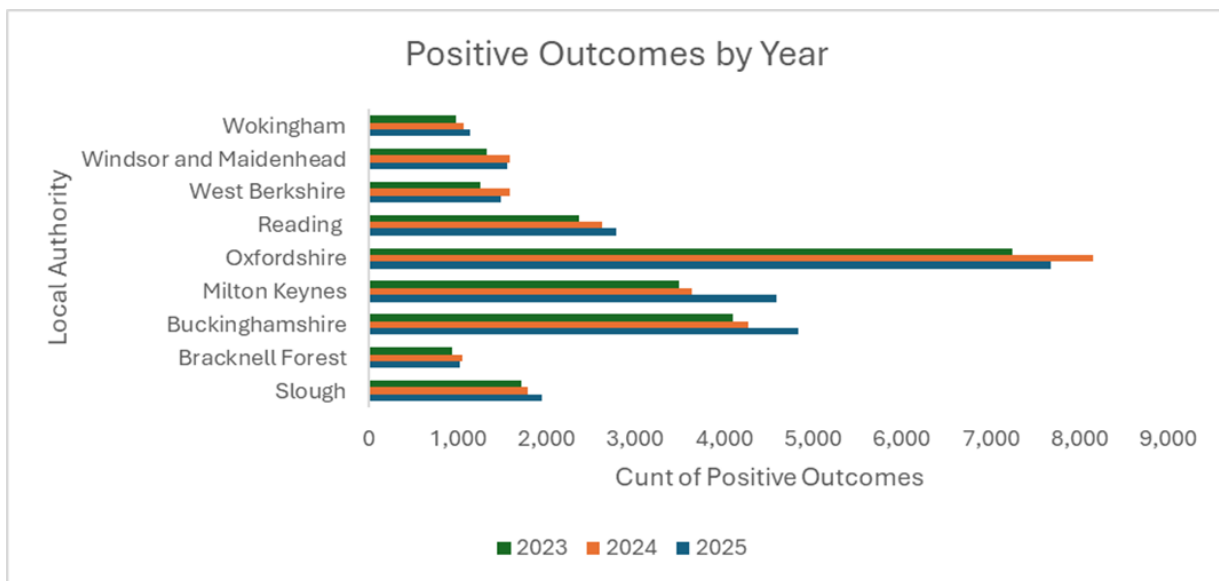


When looking at all crime (excluding fraud) Slough experienced a reduction of -2.8% (14,905 to 14,483), Bracknell Forest had the greatest reduction -9.4% (7,643 to 6,928), Wokingham was the only borough to experience an increase of 0.9% (7,516 to 7,585).

When looking at all crime (excluding fraud) rate per 1,000 population Slough has the third highest rate (91) of the Thames Valley Boroughs.

## Positive outcomes by Local Authority

All Crime (excluding Fraud)	Positive Outcomes		
	2025	2024	2023
<b>Slough</b>	1,952	1,788	1,714
Bracknell Forest	1,028	1,058	937
Buckinghamshire	4,831	4,270	4,101
Milton Keynes	4,593	3,632	3,496
Oxfordshire	7,679	8,154	7,235
Reading	2,788	2,626	2,367
West Berkshire	1,481	1,584	1,255
Windsor and Maidenhead	1,561	1,590	1,330
Wokingham	1,140	1,074	982

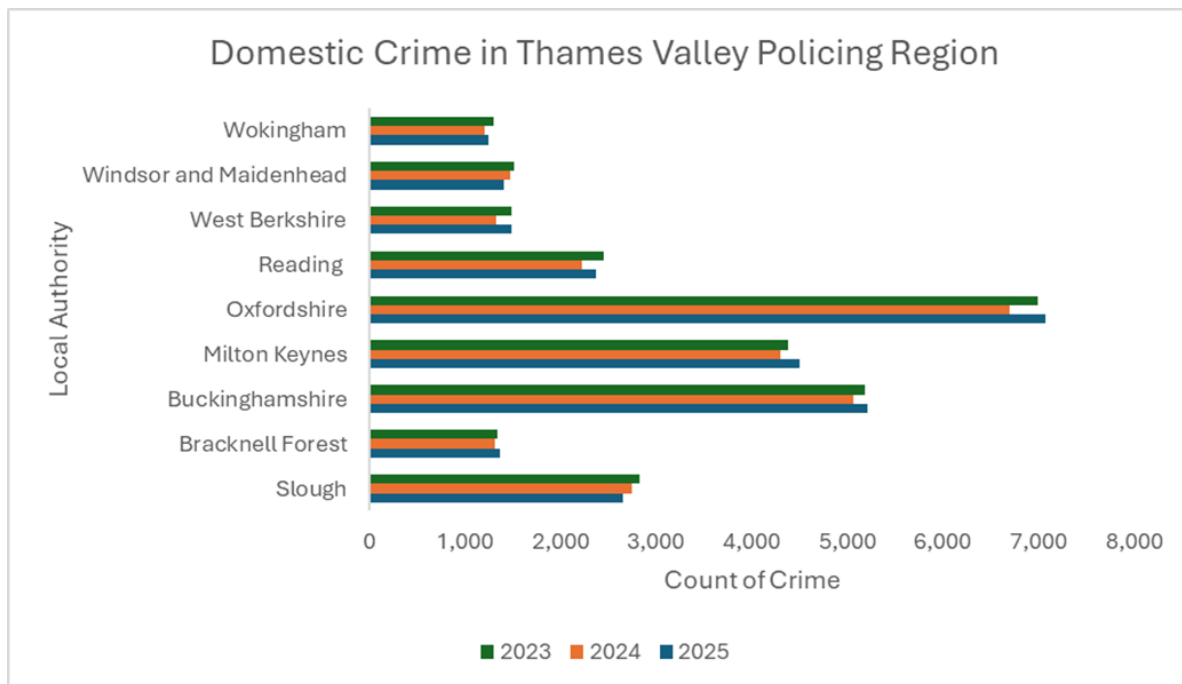


Slough had more positive outcomes in 2025 (1,952), compared to previous years 2024 (1,788) 2023 (1,714).

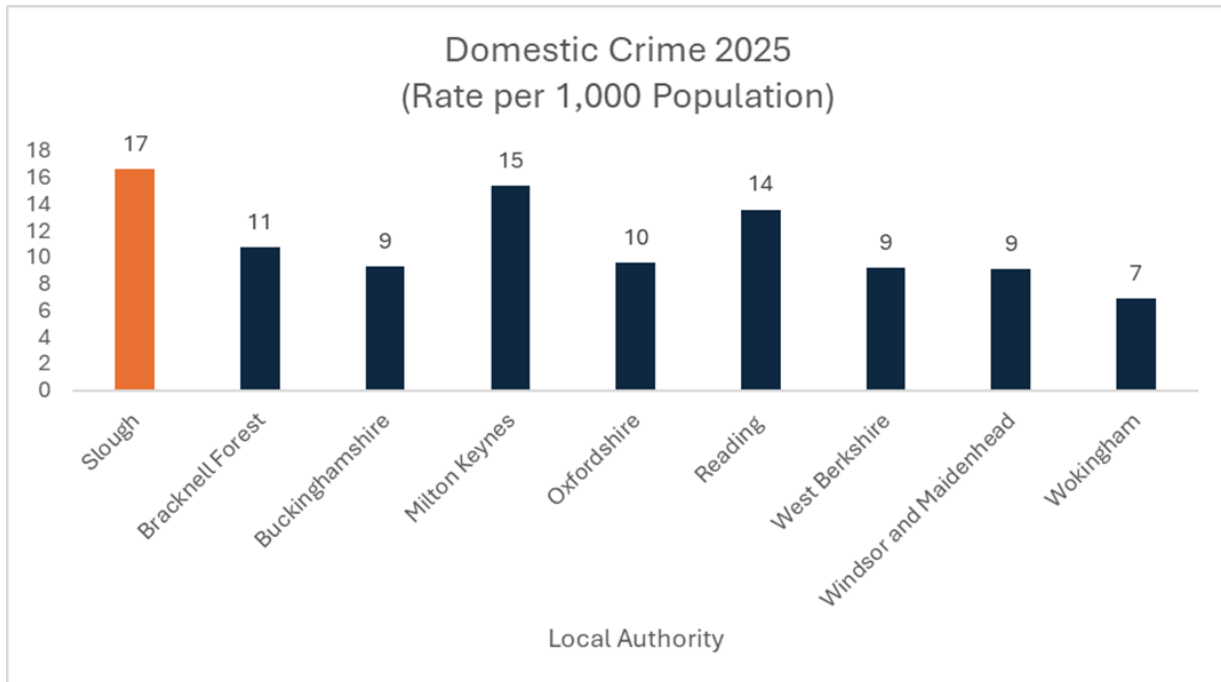
## Domestic Crime

### Domestic crime by Local Authority

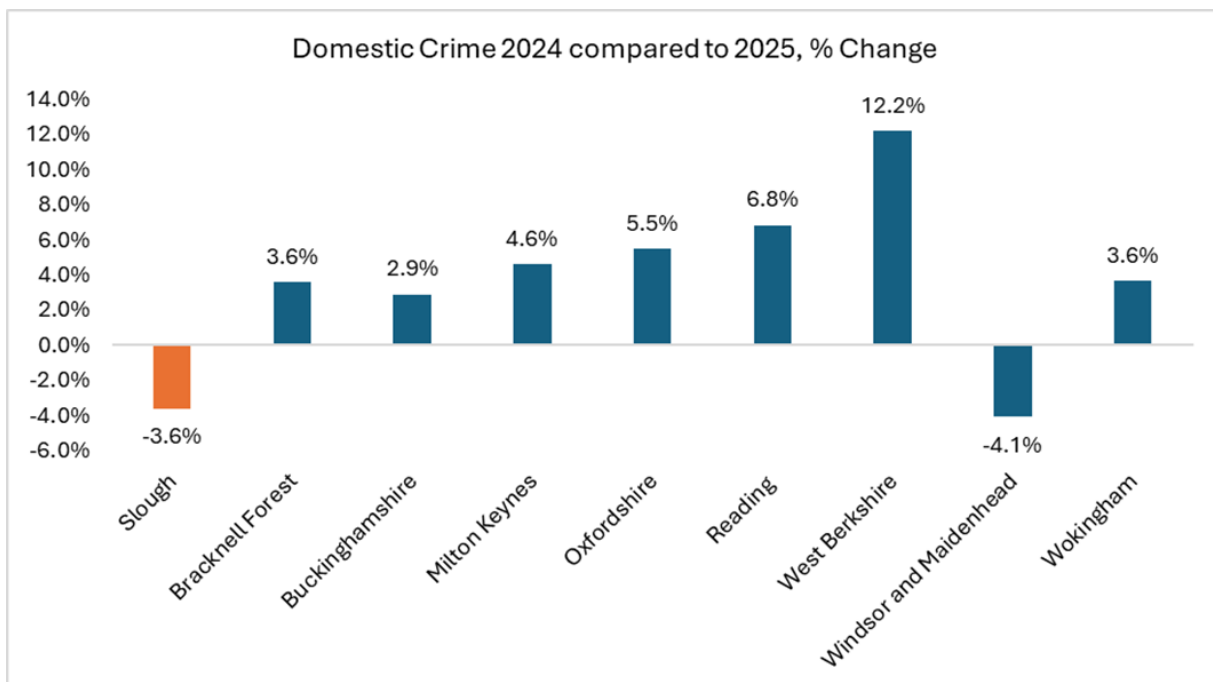
Domestic Crime and Incidents - Domestic Qualifier Only	Finally Recorded Crimes (Jan to Dec)				Crimes per 1000 Population
	2025	2024	2023	2024 compared to 2025, % Change	2025
<b>Slough</b>	2,650	2,749	2,831	-3.6%	17
Bracknell Forest	1,362	1,315	1,338	3.6%	11
Buckinghamshire	5,204	5,058	5,185	2.9%	9
Milton Keynes	4,494	4,296	4,377	4.6%	15
Oxfordshire	7,071	6,703	6,990	5.5%	10
Reading	2,376	2,224	2,458	6.8%	14
West Berkshire	1,492	1,330	1,492	12.2%	9
Windsor and Maidenhead	1,408	1,468	1,511	-4.1%	9
Wokingham	1,253	1,209	1,294	3.6%	7



## Rate per 1,000 by Local Authority



## % change by Local Authority

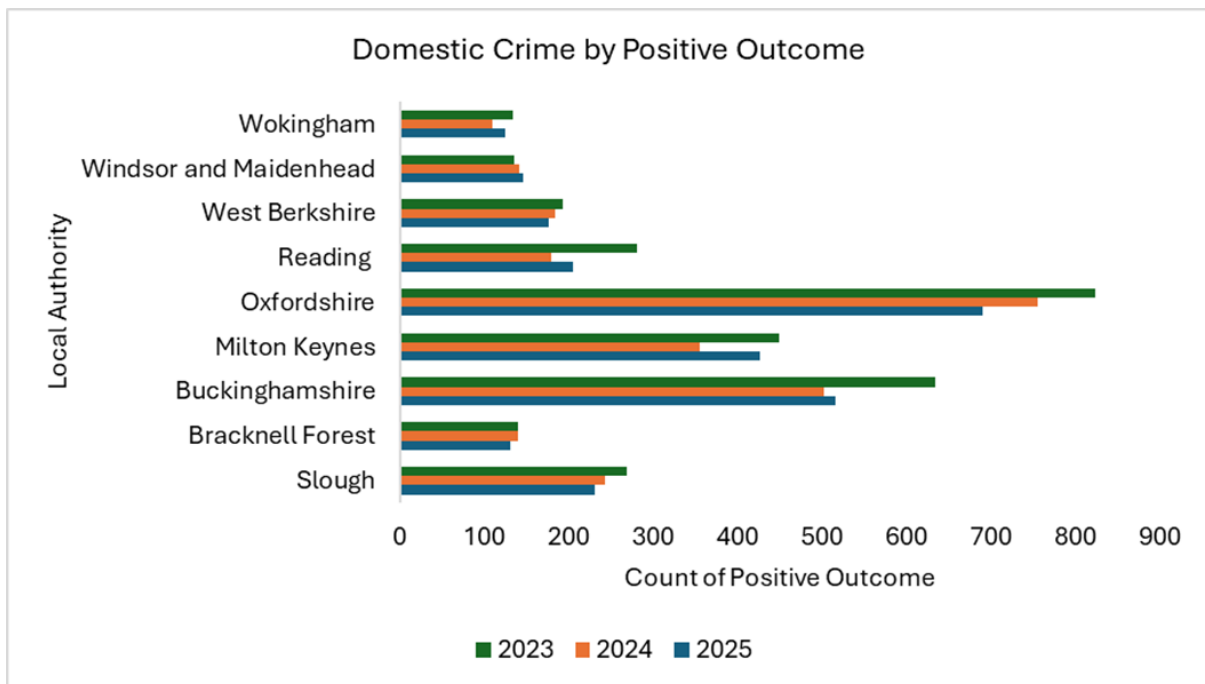


When looking at Domestic Crime, Slough experienced a reduction of -3.6% (2,749 to 2,650) comparing 2024 to 2025, Windsor and Maidenhead had the greatest reduction -4.1% (1,468 to 1,408), West Berkshire Borough experienced the highest increase of 12.2% (1,330 to 1,492)

When looking at the Domestic Crime rate per 1,000 population (17) Slough has highest rate of the Thames Valley Boroughs.

## Positive outcomes by Local Authority

Domestic Crime and Incidents - Domestic Qualifier Only	Positive Outcomes			
	Borough	2025	2024	2023
<b>Slough</b>		231	243	269
Bracknell Forest		130	140	139
Buckinghamshire		515	501	634
Milton Keynes		426	354	448
Oxfordshire		690	754	822
Reading		205	179	281
West Berkshire		176	183	192
Windsor and Maidenhead		145	141	135
Wokingham		124	109	134

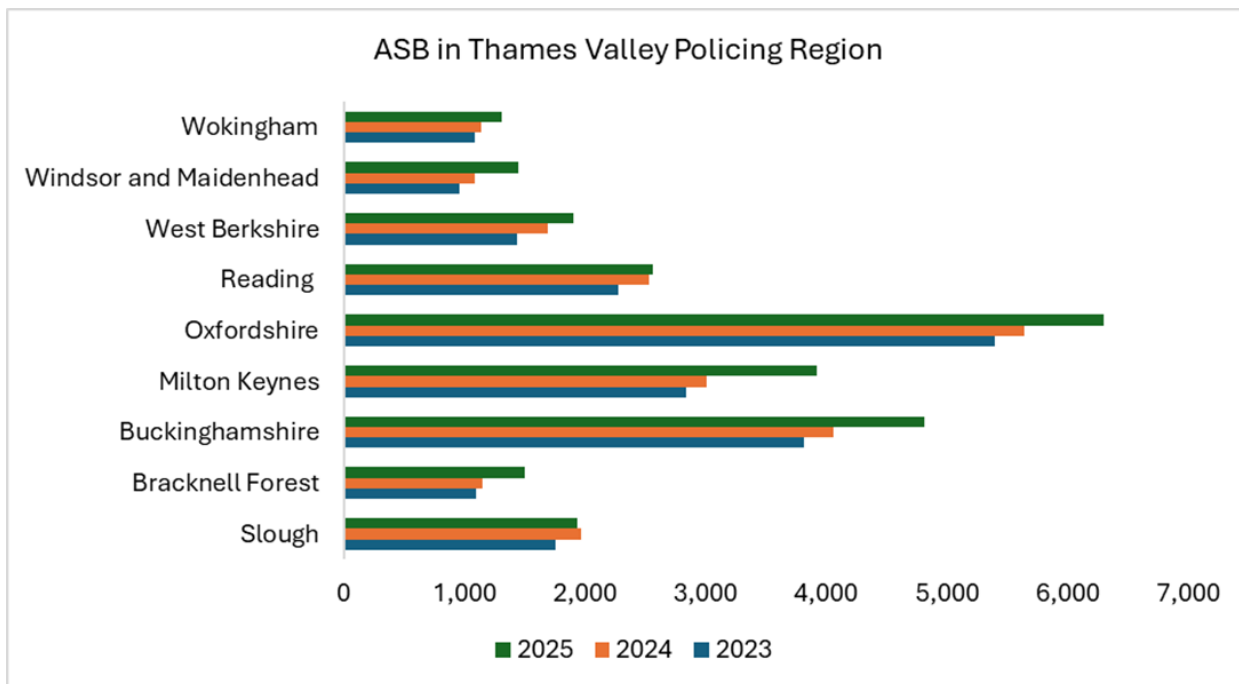


Slough had fewer positive outcomes in 2025 (231), compared to previous years 2024 (243) 2023 (269)

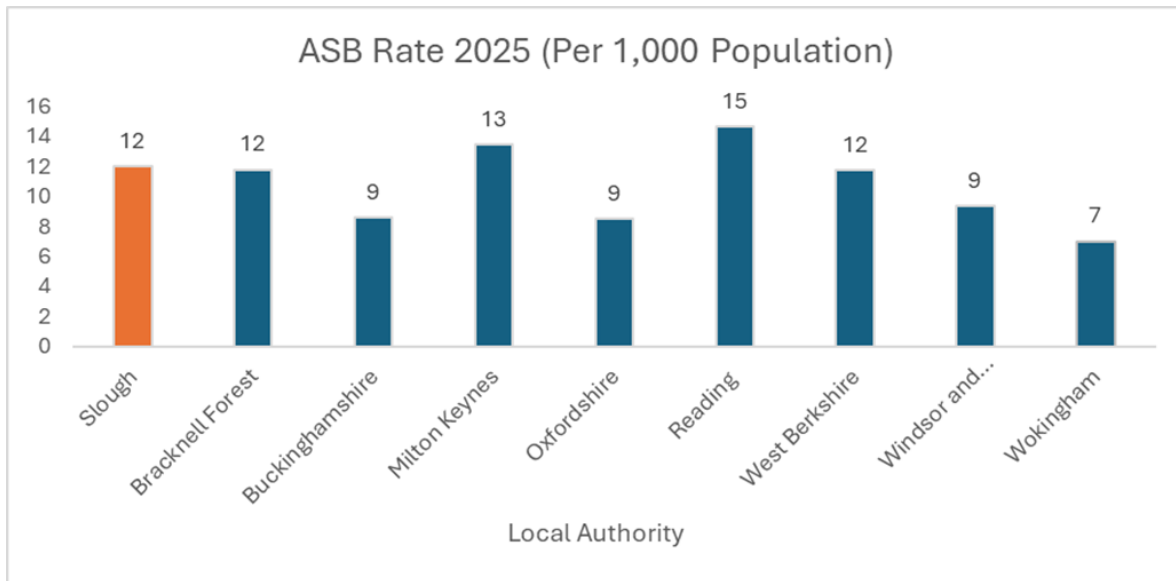
# ASB

## ASB by local authority

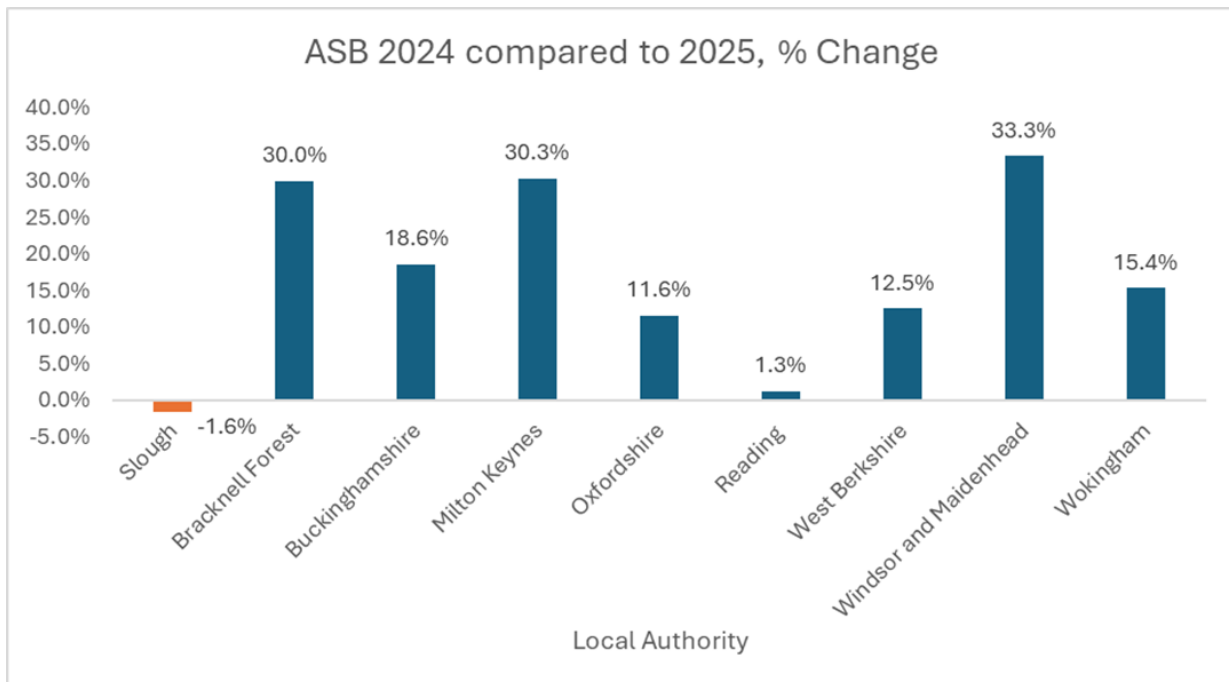
	2023	2024	2025	2024 compared to 2025, % Change	ASB per 1000 Population
<b>Slough</b>	1,756	1,970	1,939	-1.6%	<b>12</b>
Bracknell Forest	1,096	1,151	1,496	30.0%	11.79
Buckinghamshire	3,818	4,053	4,807	18.6%	8.58
Milton Keynes	2,841	3,010	3,923	30.3%	13.43
Oxfordshire	5,394	5,644	6,298	11.6%	8.53
Reading	2,278	2,530	2,562	1.3%	14.66
West Berkshire	1,434	1,692	1,904	12.5%	11.74
Windsor and Maidenhead	961	1,086	1,448	33.3%	9.36
Wokingham	1,082	1,135	1,310	15.4%	7



## ASB rate per 1,000 by Local Authority



## ASB % change by Local Authority

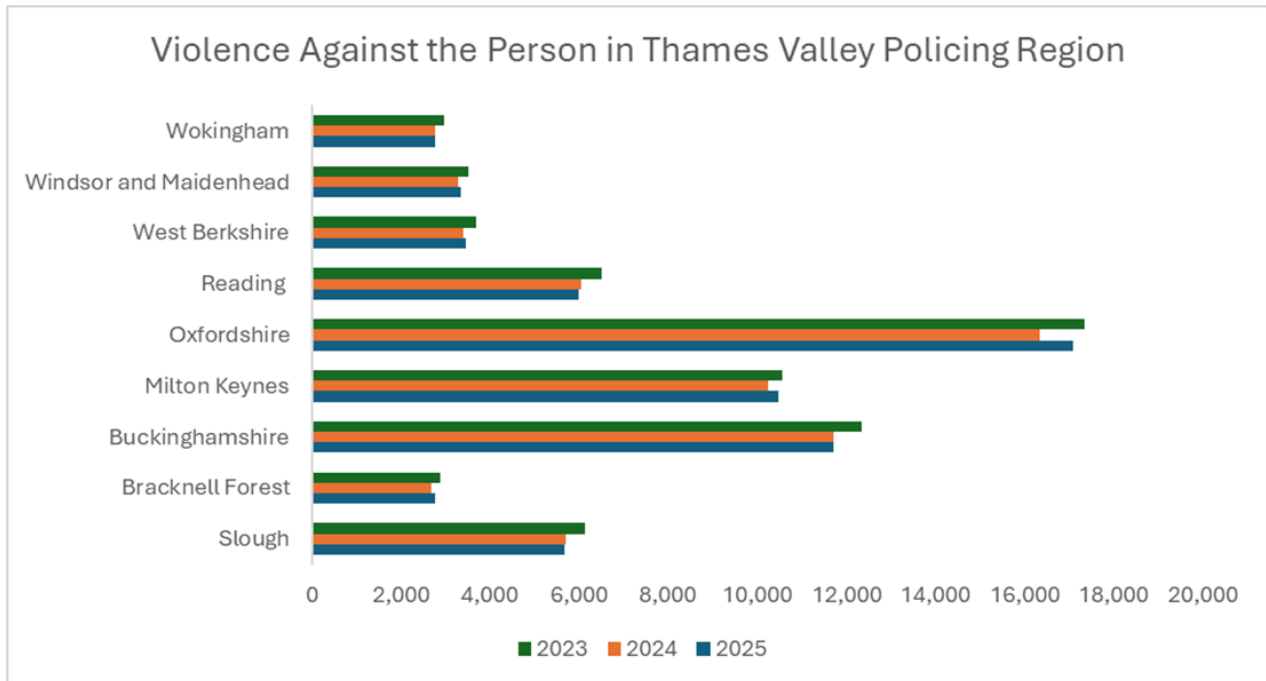


When looking at ASB Slough was the only Borough to experience a reduction of -1.6% (1,970 to 1,939), Windsor and Maidenhead had the greatest increase 33.3% (1,086 to 1,448).

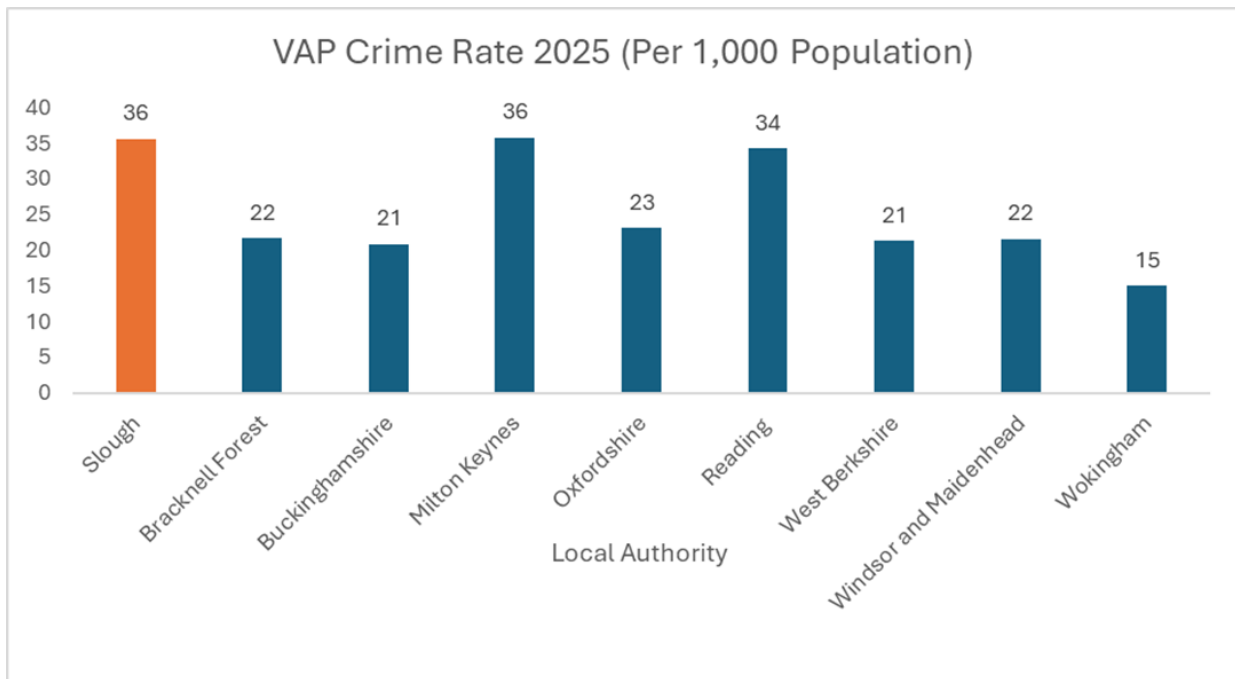
When looking at ASB rate per 1,000 population Slough has the third highest rate of the Thames Valley Boroughs.

## Violence Against the Person

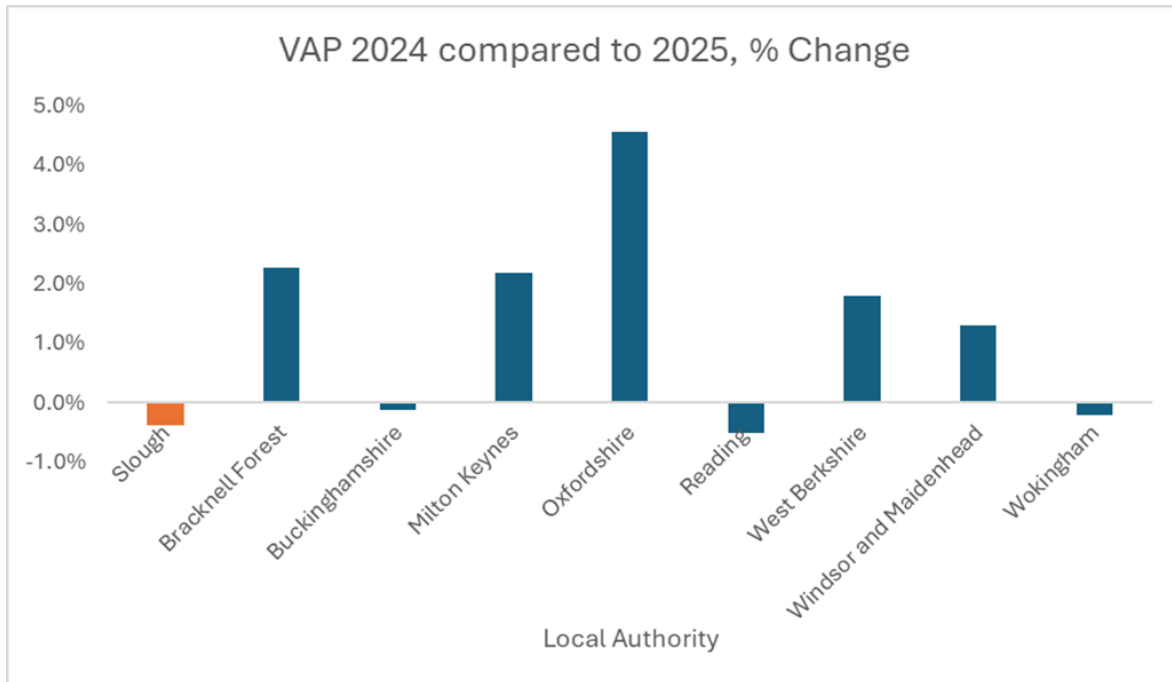
### VAP by local authority



### VAP rate per 1,000 by Local Authority



## VAP % change by Local Authority

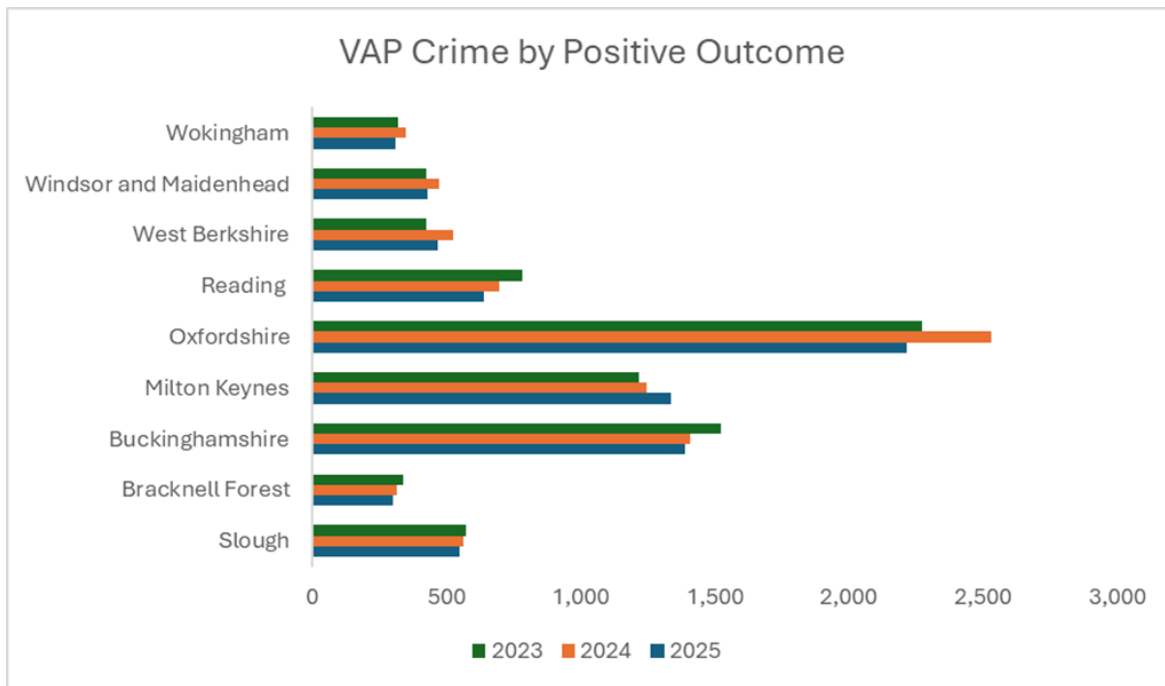


When looking at VAP Slough experienced a reduction of -0.4% (5,694 to 5,672) comparing 2024 to 2025, Oxfordshire had the greatest increase 4.6% (16,343 to 17,088).

When looking at the VAP rate per 1,000 population Slough has the joint highest rate of the Thames Valley Boroughs.

## VAP Positive outcomes by Local Authority

	2025	2024	2023	2024 compared to 2025, % Change	Crimes per 1000 Population
<b>Slough</b>	5,672	5,694	6,127	-0.4%	36
Bracknell Forest	2,754	2,693	2,896	2.3%	22
Buckinghamshire	11,690	11,705	12,338	-0.1%	21
Milton Keynes	10,457	10,235	10,563	2.2%	36
Oxfordshire	17,088	16,343	17,343	4.6%	23
Reading	5,999	6,030	6,502	-0.5%	34
West Berkshire	3,468	3,407	3,683	1.8%	21
Windsor and Maidenhead	3,338	3,295	3,516	1.3%	22
Wokingham	2,766	2,772	2,982	-0.2%	15

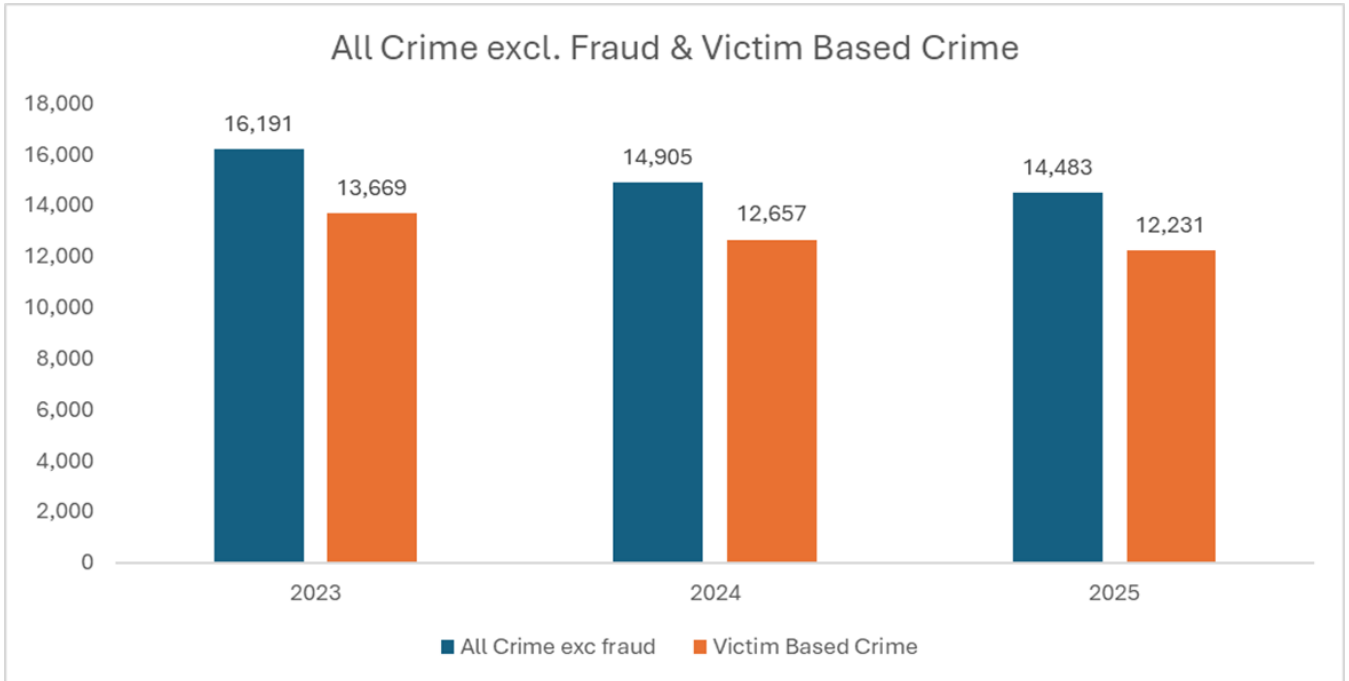


Slough had fewer positive outcomes in 2025 (548), compared to previous years 2024 (566) 2023 (575).

## Slough Only

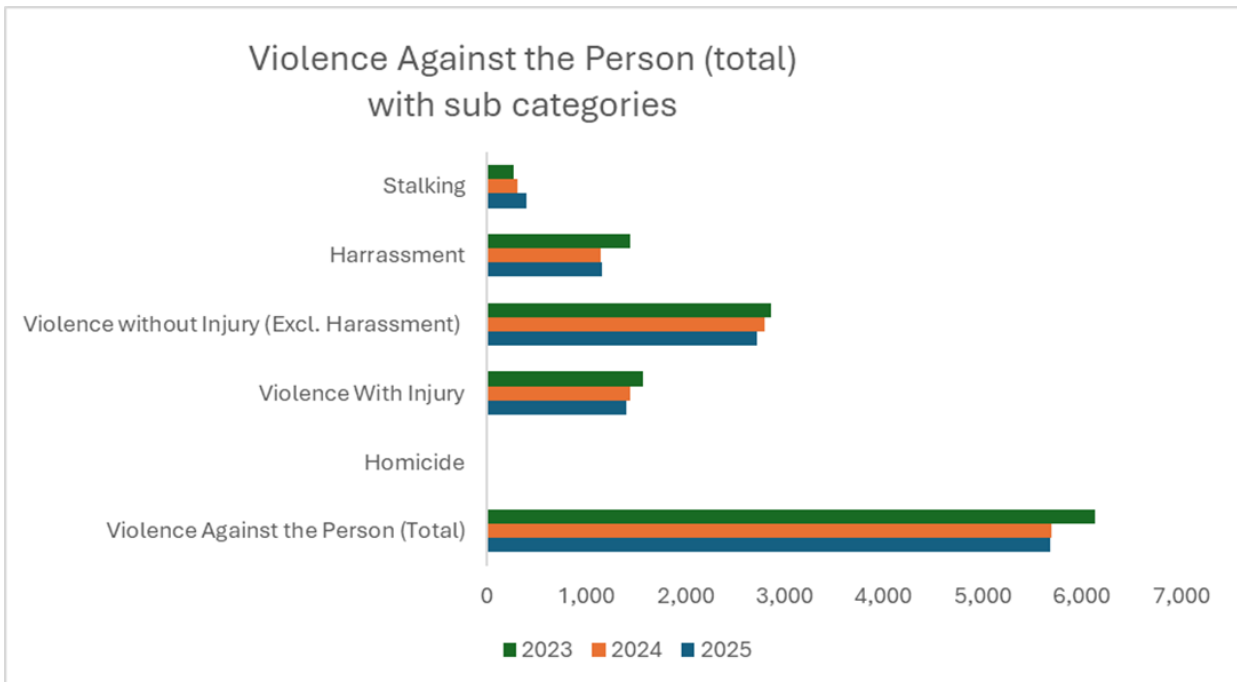
All crime excl. fraud & victim-based crime

Slough (Only)	Finally Recorded Crimes (Jan to Dec)				Crimes Per 1000 Population/ Household
Slough Borough (Only)	2023	2024	2025	2024 compared to 2025, % Change	
<b>All Crime Exc Fraud</b>	16,191	14,905	14,483	-2.8%	91
Victim Based Crime	13,669	12,657	12,231	-3.4%	77
<b>Violence Against the Person</b>	<b>6,127</b>	<b>5,694</b>	<b>5,672</b>	-0.4%	<b>36</b>
Homicide	1	2	2	0.0%	0
Violence With Injury	1,566	1,443	1,401	-2.9%	9
Violence without Injury (Excl. Harassment)	2,858	2,796	2,718	-2.8%	17
Harassment	1,440	1,150	1,162	<b>1.0%</b>	7
Stalking	262	303	389	<b>28.4%</b>	2
<b>Sexual Offences</b>	<b>462</b>	<b>496</b>	<b>521</b>	<b>5.0%</b>	<b>3</b>
Rape	204	203	223	<b>9.9%</b>	1
Non-Rape Sexual Offences	258	293	298	<b>1.7%</b>	2
<b>Robbery</b>	<b>212</b>	<b>249</b>	<b>239</b>	-4.0%	<b>2</b>
Robbery of Business Property	28	68	92	<b>35.3%</b>	1
Robbery of Personal Property	184	181	147	-18.8%	1



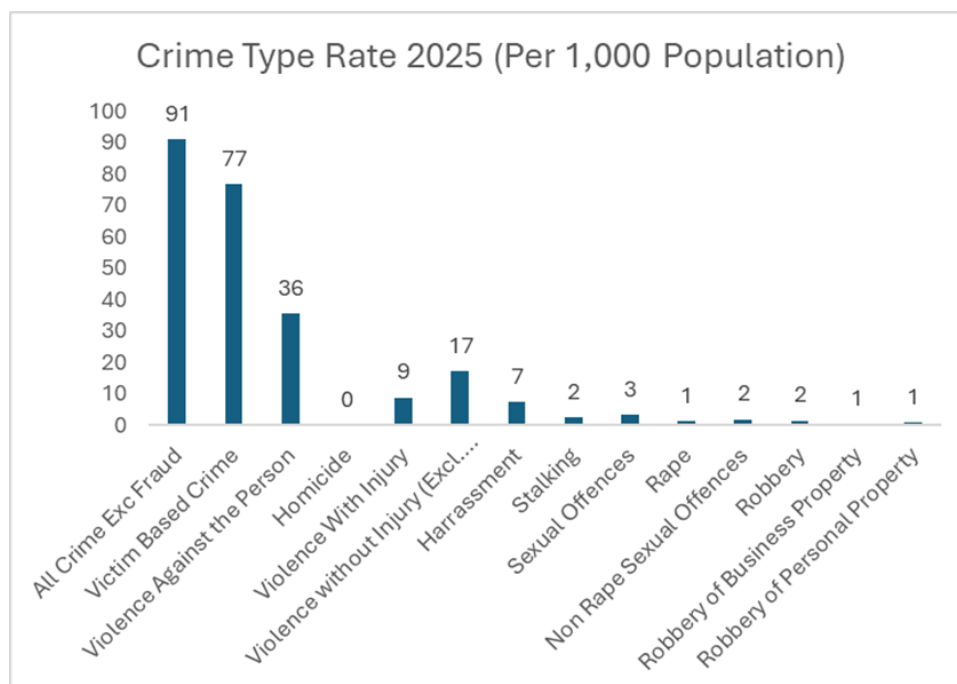
There have been fewer reported crimes year on year for both All Crimes Excluding Fraud in 2025 (14,483) and for Victim Based Crime (12,231).

### Violence against the person, subcategories (Slough)



Within Slough VAP has a decreased by -0.4% (subcategories Homicide had no change, Violence with Injury reduced by -2.9%, Violence Without Injury Excluding Harassment decreased by -2.8%, Stalking saw a significant increase 28.4%.

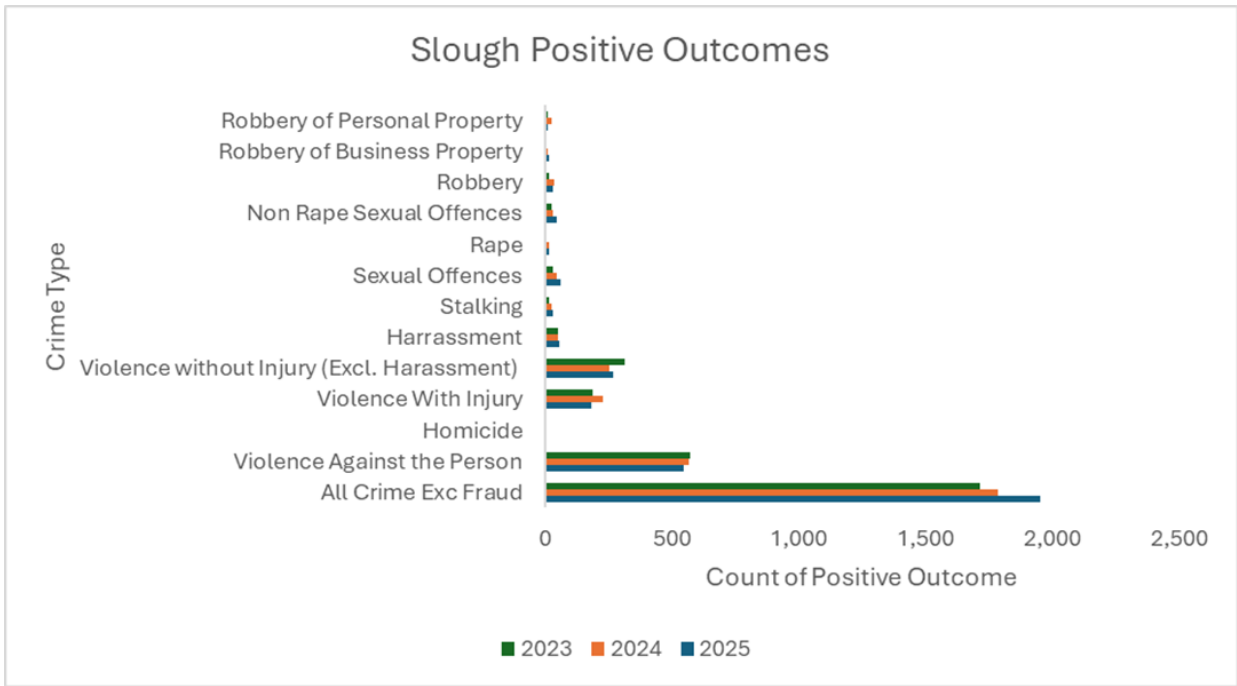
## Crime type - rate by 1,000 people



Within Slough All Crime Excluding Fraud had a rate of 91 per 1,000 population whilst Victim Based Crime was 77 per 1,000 population with VAP having the highest rate of 36 per 1,000 population.

## Positive outcomes (Slough)

Slough (Only)	Positive Outcomes		
	2025	2024	2023
All Crime Exc Fraud	1,952	1,788	1,714
<b>Violence Against the Person</b>	<b>548</b>	<b>566</b>	<b>575</b>
Homicide	3	1	2
Violence With Injury	186	231	188
Violence without Injury (Excl. Harassment)	272	257	317
Harassment	56	52	51
Stalking	31	25	17
<b>Sexual Offences</b>	<b>64</b>	<b>50</b>	<b>35</b>
Rape	17	17	9
Non-Rape Sexual Offences	47	33	26
<b>Robbery</b>	<b>30</b>	<b>40</b>	<b>16</b>
Robbery of Business Property	16	14	3
Robbery of Personal Property	14	26	13



Within Slough overall Positive outcomes have increased for All Crime Excluding Fraud to 1,952 (2025), 1,788 (2024), 1,714 (2023).